



BADRI

GCC Insurance Stock Exchange Announcements

For the Month of May 2024

TADAWUL NEWS & ANNOUNCEMENTS

Highlights
for the Month of
May 2024



09/05/2024

- Addendum to the previous announcement dated 08/08/1445H corresponding to 18/02/2024G regarding the signing of a sale and purchase agreement for 8,550,000 shares representing 28.50% of the capital of Buruj Cooperative Insurance Company between the founding shareholder/Gulf Insurance Group and the founding shareholder/ Cigalah Trading Establishment, Buruj Cooperative Insurance Company announces receipt of a letter from the founding shareholder/Gulf Insurance Group dated 29/10/1445H corresponding to 08/05/2024G, indicating the substitution of all obligations and rights of the buyer party under the agreement from ' Cigalah Trading Establishment' to ' Cigalah Multi Industries Limited Liability Company', both owned by the same owner, in compliance with the provisions and requirements of the relevant regulatory authorities in the Kingdom of Saudi Arabia.

27/05/2024

- Gulf General Cooperative Insurance Company announces that it received on Monday 19/11/1445 AH corresponding to 05/27/2024 AD a renewal of the license from the Insurance Authority, as the company's license was renewed to practice insurance activity in the Kingdom of Saudi Arabia in the following branches: (General Insurance and Health Insurance) for a period of three years starting from 18/03/1446 AH corresponding to 21/09/2024 AD and ending on 17/03/1449 AH corresponding to 19/08/2027 AD.



AL Etihad Cooperative
Insurance Company

01/05/2024

- AL Etihad Cooperative Insurance Company announces the receipt of Insurance Authority approval by email on 30 April 2024 corresponding to 21 Shawwal 1445 to renew the qualification of the Company to practice health insurance activities for a period of one year, starting from 9 May 2024



Buruj Cooperative
Insurance Company

20/05/2024

Date	20-05-2024
Name	Allied Cooperative Insurance Group
Defined Period of the financials statement	31-03-2024
Accumulated loss to capital ratio	16.84%



Allied Cooperative
Insurance Group



Gulf General Cooperative
Insurance Company

20/05/2024

- Bupa Arabia for Cooperative Insurance announces that on 12\11\1445H corresponding to 20\05\2024G it has received the Insurance Authority license to practice insurance activity after adding the general insurance branch for the remaining of the license period, which started on 06\08\1444H corresponding to 26\02\2023G and expire on 05\08\1447H corresponding to 24\01\2026G.



Bupa Arabia for
Cooperative Insurance Co.

TADAWUL NEWS & ANNOUNCEMENTS

Highlights
for the Month of
May 2024



07/05/2024

- Gulf Insurance Group (GIG) announces that it received, on Tuesday, May 7, 2024, the Insurance Authority's approval to renew the annual qualification of Gulf Insurance Group, starting from 09/05/2024 AD and ending on 08/05/2025 AD.
- Gulf Insurance Group (GIG) announces that it received on 6, May 2024, a report from Standard & Poor's Global Ratings Agency confirming the company has been assigned a long term financial strength rating of (A-); Outlook stable.



14/05/2024

- Wataniya Insurance Company announces that it received a rating of Insurer Financial Strength (IFS) Rating 'A-' from Fitch Ratings. Simultaneously, Fitch has affirmed the insurer's National IFS Rating at 'AA(sau)'. The Outlooks are Stable for both ratings.



21/05/2024

- Salama Cooperative Insurance Company announce that it has received the approval by the Insurance Authority (IA) to renew its qualification for one year, effective from 02/07/2024 to 01/07/2025, noting that this approval is conditional on the validity of the company's license.

05/05/2024

- SALAMA Cooperative Insurance Company is pleased to announce that on 26/10/1445, corresponding to 5/5/2024, it has obtained final approval from the Insurance Authority to market and sell its insurance product covering accidents and marine liability to individual and group customers in the Kingdom of Saudi Arabia. The product has been officially endorsed with the identification number (P-SALM-1-B-24-035).











TADAWUL NEWS & ANNOUNCEMENTS

Highlights
for the Month of
May 2024



Financial Result for the Period March 31, 2024

SAR in Million

Logo	Company	GWP Current Period	GWP Similar Period for Previous Year	% Change	Insurance Revenue Current Period	Insurance Revenue Similar Period for Previous Year	% Change	Net Profit Before Zakat Current Period	Net Profit before Zakat Similar Period for Previous Year	% Change
	Al Etihad	301.7	238.0	27%	371.4	260.4	43%	4.7	16.2	(71%)
	Tawuniya	4,560.0	5,364.1	(15%)	4,386.0	3,407.3	29%	230.1	101.3	127%
	LIVA	94.1	161.9	(42%)	110.5	130.4	(15%)	7.0	0.9	649%
	Gulf Union AL Ahlia	200.2	159.4	26%	166.0	136.3	22%	20.3	28.4	(29%)
	AXA	521.5	544.4	(4%)	362.4	390.7	(7%)	(14.6)	68.9	(121%)
	Wataniya	561.0	510.5	10%	409.8	257.7	31.5	17.4	17	81%
	Arabia	233.0	309.7	(25%)	198.3	197.3	1%	10.3	11.6	(11%)
	SAICO	507.1	464.7	9%	277.0	255.9	8%	5.3	10.1	(48%)
	GGI	175.0	99.4	76%	87.8	87.7	0%	(3.9)	5.0	(179%)
	Chubb	117.8	106.9	10%	90.3	75.8	19%	7.3	5.2	42%











TADAWUL NEWS & ANNOUNCEMENTS

Highlights
for the Month of
May 2024



Financial Result for the Period March 31, 2024

SAR in Million

Logo	Company	GWP Current Period	GWP Similar Period for Previous Year	% Change	Insurance Revenue Current Period	Insurance Revenue Similar Period for Previous Year	% Change	Net Profit Before Zakat Current Period	Net Profit before Zakat Similar Period for Previous Year	% Change
	ACIG	194.4	286.9	(32%)	231.4	226.6	2%	26.6	4.0	558%
	Walaa	648.0	466.7	39%	767.1	659.6	16%	42.6	26.8	59%
	Al-Rajhi	2,032.2	1,207.7	68%	1,302.7	865.3	51%	115.3	61.8	87%
	Malath	327.5	323.5	1%	205.8	239.6	(14%)	13.8	46.4	(70%)
	Buruj	108.9	140.1	(22%)	105.8	81.7	29%	5.3	(15.3)	135%
	Al Sagr	108.9	114.0	(5%)	118.8	116.9	2%	8.8	11.2	(21%)
	Amana	52.3	34.4	52%	45.9	57.6	(20%)	(0.2)	9.7	(102%)
	Arabian Shield	616.4	459.0	34%	397.9	260.5	53%	21.5	6.8	214%
	Allianz	242.2	264.0	(8%)	232.0	184.8	26%	14.0	13.5	4%
	Medgulf	1,858.4	1,602.5	16%	833.6	779.3	7%	27.3	37.2	(27%)






TADAWUL NEWS & ANNOUNCEMENTS

Highlights
for the Month of
May 2024



Financial Result for the Period March 31, 2024

SAR in Million

Logo	Company	GWP Current Period	GWP Similar Period for Previous Year	% Change	Insurance Revenue Current Period	Insurance Revenue Similar Period for Previous Year	% Change	Net Profit Before Zakat Current Period	Net Profit before Zakat Similar Period for Previous Year	% Change
	Salama	134.0	165.8	(19%)	188.5	201.8	(7%)	11.1	13.1	(16%)
	Enaya	61.5	71.6	(14%)	59.7	54.8	9%	(2.8)	5.2	(153%)
	Bupa	7,249.4	5,409.5	34%	4,374.1	3,750.4	17%	416.1	230.1	81%
	Al Jazira	93.0	75.2	24%	92.0	78.9	17%	13.8	19.5	(29%)
	UCA	391.8	409.1	(4%)	249.6	196.7	27%	5.5	(9.9)	156%

UAE STOCK NEWS

Highlights
for the Month of
May 2024



01/05/2024



Date	01-05-2024
Name	Al Buhaira National Insurance Company
Defined Period of the financials statement	31-12-2023
Accumulated loss to capital ratio	29.60%



21/05/2024

Date	21-05-2024
Name	Arabian Scandinavian Insurance - Takaful
Defined Period of the financials statement	31-03-2024
Accumulated loss to capital ratio	31.40%

16/05/2024



Date	16-05-2024
Name	AL Sagr National Insurance Co.
Defined Period of the financials statement	31-03-2024
Accumulated loss to capital ratio	62.43%



22/05/2024

- Dubai Insurance Company (P.S.C) is pleased to inform its clients and shareholders that AM Best has upgraded its Financial Strength Rating to A (Excellent) and its Long-Term Issuer Credit Rating to "a" (Excellent), with a stable outlook .

UAE STOCK NEWS

Highlights
for the Month of
May 2024



AMAN
Dubai Islamic Insurance
and Reinsurance Co.

31/05/2024

Date	31-05-2024
Name	Dubai Islamic Insurance and Reinsurance Co.
Defined Period of the financials statement	31-03-2024
Accumulated loss to capital ratio	66.20%



Takaful Emarat
Insurance (PSC)

17/05/2024

Date	17-05-2024
Name	Takaful Emarat Insurance (PSC)
Defined Period of the financials statement	31-03-2024
Accumulated loss to capital ratio	127.00%



HAYAH
HAYAH Insurance
Company P.J.S.C

14/05/2024

Date	14-05-2024
Name	HAYAH Insurance Company P.J.S.C
Defined Period of the financials statement	31-03-2024
Accumulated loss to capital ratio	40.00%



Union Insurance
Company

15/05/2024

Date	15-05-2024
Name	Union Insurance Company
Defined Period of the financials statement	31-03-2024
Accumulated loss to capital ratio	48.45%










UAE STOCK NEWS

Highlights
for the Month of
May 2024



Financial Result for the Period March 31, 2024

AED in Million

Logo	Company	Insurance Revenue Current Period	Insurance Revenue Similar Period for Previous Year	% Change	Net Profit Current Period	Net Profit Similar Period for Previous Year	% Change
	ORIENT	1,789.6	1,396.7	28%	330.3	227.9	45%
	SUKOON	1,231.8	1,064.0	16%	90.2	68.7	31%
	ADNIC	1,555.4	1,003.1	55%	111.8	99.7	12%
	DIN	697.2	407.6	71%	45.7	19.7	132%
	AAAIC	240.4	357.4	(33%)	4.6	12.4	(62%)
	EIC	308.8	285.7	8%	42.2	38.1	11%
	SALAMA	271.5	265.2	2%	24.5	11.9	107%
	ABNIC	335.4	262.9	28%	(7.3)	(17.9)	59%
	WATANIA	171.4	231.8	(26%)	6.4	(2.8)	331%










UAE STOCK NEWS

Highlights
for the Month of
May 2024



Financial Result for the Period March 31, 2024

AED in Million

Logo	Company	Insurance Revenue Current Period	Insurance Revenue Similar Period for Previous Year	% Change	Net Profit Current Period	Net Profit Similar Period for Previous Year	% Change
	NGI	217.6	174.9	24%	32.9	4.3	659%
	ASNIC	244.1	172.0	42%	(47.9)	7.1	(777%)
	UNION	149.6	161.4	(7%)	12.9	11.6	11%
	TKFL	189.6	141.3	34%	26.1	11.8	121%
	OUTFL	186.9	140.5	33%	14.4	6.6	120%
	UFI	160.6	125.5	28%	2.6	(6.0)	144%
	DNIR	110.1	111.1	(1%)	25.6	20.0	28%
	RAKNIC	122.1	107.9	13%	3.7	(4.3)	186%
	DHAFRA	80.1	82.4	(3%)	27.6	23.3	19%









UAE STOCK NEWS

Highlights
for the Month of
May 2024



Financial Result for the Period March 31, 2024

AED in Million









Logo	Company	Insurance Revenue Current Period	Insurance Revenue Similar Period for Previous Year	% Change	Net Profit Current Period	Net Profit Similar Period for Previous Year	% Change
	ALLIANCE	75.9	76.9	(1%)	6.3	15.3	(59%)
	AWNIC	75.0	75.2	0%	(29.0)	44.6	(165%)
	AFNIC	84.8	57.7	47%	6.8	(7.0)	198%
	SUKOON TAKAFUL	26.0	32.0	(19%)	3.3	(14.0)	124%
	HAYAH	21.0	20.0	5%	3.2	0.2	1261%
	SICO	6.6	5.3	24%	1.6	(2.3)	170%
	TAKAFUL-EM	84.1	47.4	77%	(9.6)	(1.1)	(807%)
	IH	59.9	66.8	(10%)	(6.9)	(8.7)	21%

OMAN NEWS & ANNOUNCEMENTS

Highlights
for the Month of
May 2024

Financial Result for the Period March 31, 2024

RO in Million

Logo	Company	Insurance Revenue Current Period	Insurance Revenue Similar Period for Previous Year	% Change	Net Profit Current Period	Net Profit Similar Period for Previous Year	% Change
	AFIC	5.0	5.5	(9%)	0.6	(0.4)	279%
	AMAT	10.0	8.5	17%	0.5	0.5	6%
	DICS	23.1	24.7	(6%)	1.8	1.6	15%
	MCTI	5.4	4.6	18%	0.4	(0.3)	253%
	LIVA	78.0	74.5	5%	(0.7)	(2.7)	76%
	OQIC	16.0	9.8	63%	0.2	(0.4)	143%
	OUIC	8.1	7.7	5%	(0.4)	1.0	(139%)
	TAOI	10.8	9.8	10%	0.2	0.2	(15%)






* AMAT and TAOI are takaful companies and they have not adopted IFRS 17 yet therefore we have mentioned its gross contribution in insurance revenue column.

BAHRAIN STOCK NEWS

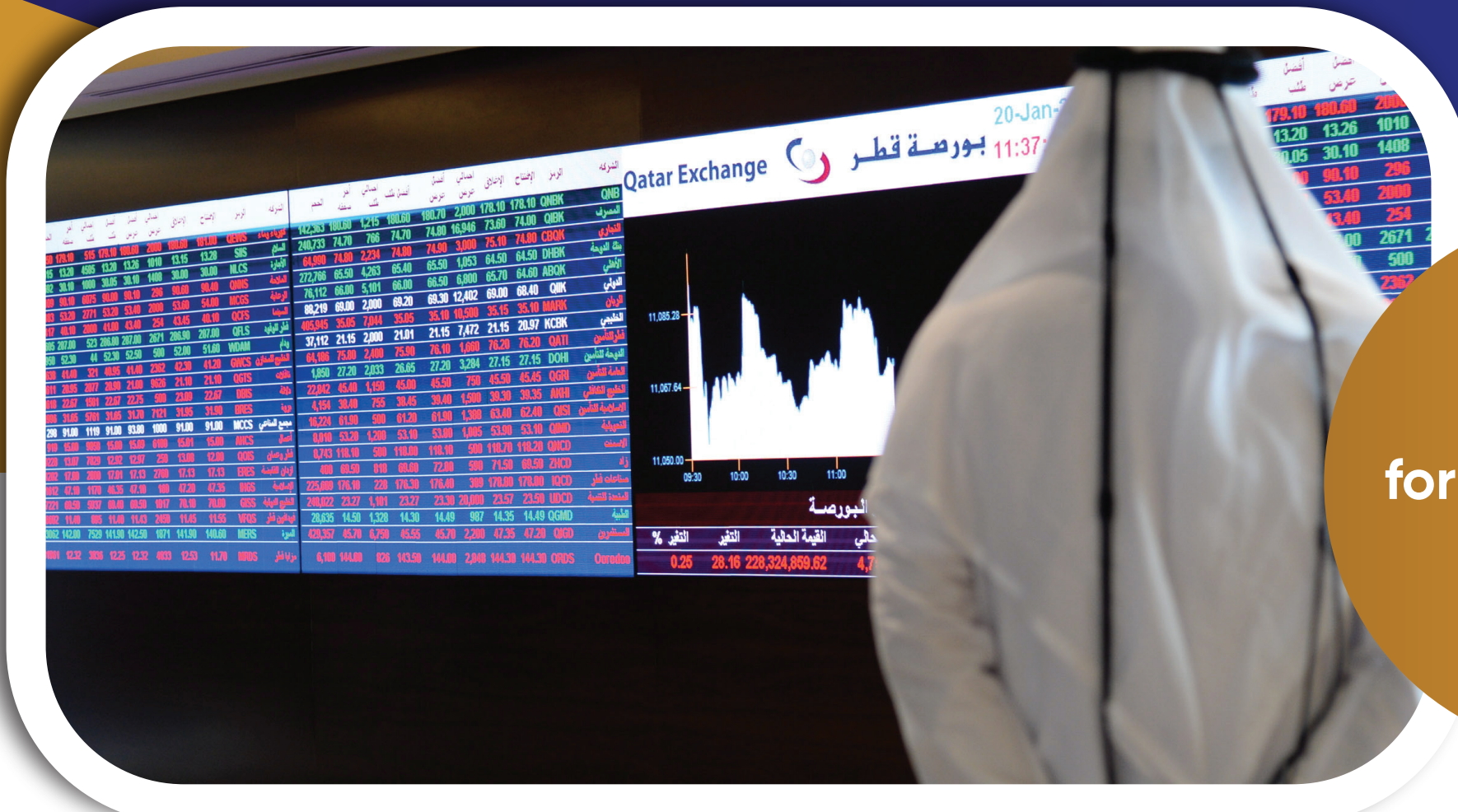
Highlights
for the Month of
May 2024

Financial Result for the Period March 31, 2024

BD in Million

Logo	Company	Insurance Revenue Current Period	Insurance Revenue Similar Period for Previous Year	% Change	Net Profit Current Period	Net Profit Similar Period for Previous Year	% Change
	TAKAFUL	5.9	6.4	(8%)	0.5	0.5	13%
	BKIC	27.3	27.0	1%	1.8	1.6	11%
	BNH	12.6	10.6	18%	1.6	1.8	(10%)
	SOLID	13.9	12.7	9%	1.6	1.1	39%
	ARIG	0.1	0.2	(41%)	3.1	0.8	291%








Takaful company has not adopted IFRS 17 yet therefore we have mentioned its gross contribution in insurance revenue column.



Highlights
for the Month of
May 2024

Financial Result for the Period March 31, 2024

QR in Million

Logo	Company	Insurance Revenue Current Period	Insurance Revenue Similar Period for Previous Year	% Change	Net Profit Current Period	Net Profit Similar Period for Previous Year	% Change
	AKHI	165.1	104.4	58%	50.4	56.6	(11%)
	DOHI	385.9	366.5	5%	71.4	65.6	9%
	QGIRCO	204.0	190.4	7%	18.4	45.4	(59%)
	QIC	1,634.0	1,345.5	21%	259.0	317.7	(18%)
	QISI	189.9	147.3	29%	192.1	235.0	(18%)
	QLM	279.4	245.2	14%	17.6	20.1	(13%)
	BEEMA	96.7	84.9	14%	17.9	14.5	24%



30/05/2024

- Doha Insurance Group (Q.P.S.C) has announced that S&P has confirmed the credit rating at A-with a stable outlook

* AKHI, QISI and BEEMA are takaful companies and they have not adopted IFRS 17 yet therefore we have mentioned their gross contribution in Insurance Revenue column.