



BADRI

GCC Insurance Stock Exchange Announcements

For the Month of November 2023

TADAWUL NEWS & ANNOUNCEMENTS

Highlights
for the Month
of November
2023



07/11/2023



Al Alamiya for Cooperative
Insurance Co. (LIVA)

- Al Alamiya for Cooperative Insurance Co Announces the Launch of its New Brand Under the Trade Name (Liva) and Change of its Commercial Name from " Al Alamiya for Cooperative Insurance Company " to "Liva Insurance Company ". The Regulatory and Shareholder Approvals of the Amendment to were Obtained at The General Assembly meeting held on Tuesday 31/10/2023G corresponding to 16/04/1445H.

01/11/2023

CHUBB

CHUBB Arabia Cooperative
Insurance Co.

- Chubb Arabia Cooperative Insurance Company announces that it has received the renewal confirmation of the insurance contract from Sahara International Petrochemical Company (SIPCHEM) for the Insurance coverages, in accordance with the terms and conditions agreed upon.

09/11/2023



Allied Cooperative
Insurance Group

- Allied Cooperative Insurance Group – ACIG announces receipt on Wednesday 24-04-1445 AH corresponding to 08-11-2023 AD the renewal of the Saudi Central Bank's license to practice insurance activity in the following branches: (General Insurance and Health Insurance) for a period of 3 years starting on 13-05-1445 AH and ending on 12-05-1448 AH

16/11/2023



Salama Cooperative
Insurance Co.

- Salama Cooperative Insurance Company announces received on 15-11-2023, Saudi Central Bank final approval on insurance products:
 - 1) Motor Comprehensive Retail Product (product Id No. P-SALM-1-I-23-033).
 - 2) Motor Comprehensive Corporate Product (product Id No. F-SALM-1-C-23-034).

15/11/2023



Arabian Shield Cooperative
Insurance Company

- Arabian Shield Cooperative Insurance Company ("Arabian Shield") on 10/04/1445H (corresponding to 25/10/2023G) regarding the completion of the merge Alinma Tokio Marine Company ("Alinma Tokio") into Arabian Shield, Arabian Shield would like to announce the Effectiveness of the Merger Transaction since it has amended the commercial register of Arabian Shield and registered the data of Alinma Tokio Marine in the commercial register of Arabian Shield. Therefore, as set out in the Shareholder Circular issued by Arabian Shield, the procedures of the Effectiveness of the merger has been concluded in accordance with Article 228 of the company law.

TADAWUL NEWS & ANNOUNCEMENTS

Highlights
for the Month
of November
2023



02/11/2023

- Saudi Enaya Cooperative Insurance Company (“Enaya”) dated 18/04/1445 AH (corresponding to 02/11/2023 G) on Tadawul regarding the Circular of the Enaya Board of Directors regarding the merger with United Cooperative Assurance Company (the “Merger Deal”),
- Enaya announces the start of the creditors' objection period to the Merger Deal in accordance with the provisions of Article (227) of the Companies Law.
- Reference to the Capital Market Authority's approval of the request of the United Cooperative Assurance Company (“UCA”) to increase its capital for the purpose of merging Saudi Enaya Cooperative Insurance Company (“Enaya”) into UCA through an offer to exchange securities issued on (15/04/1445H (corresponding to 30 /10/2023G)

عناية السعودية
SAUDI ENAYA

Saudi Enaya Cooperative
Insurance Company

09/11/2023

- Saudi Reinsurance Company "Saudi Re" Announces that Moody's outlook changed to positive from stable and have affirmed its rating at A3 Insurance Financial Strength Rating (IFSR) international scale and at A1.sa national scale according to the report issued on 08/11/2023.

إعادة
Saudi Re

Saudi Reinsurance
Company

الوطنية للتأمين
Wataniya Insurance

Wataniya Insurance
Company

05/11/2023

- Wataniya Insurance Company announces that it has received, on 05/11/2023G, the final approval of the Saudi Central Bank for the Cyber Security and Privacy Protection Product provided to Group Clients, in the Kingdom of Saudi Arabia.

09/11/2023

- Wataniya Insurance Company announces that S&P Global Ratings advise the Company's rating to remain at (BBB) with stable outlook.

02/11/2023

المتحدة للتأمين التعاوني
UCA UNITED COOPERATIVE ASSURANCE

United Cooperative
Assurance Company

- With reference to the Capital Market Authority approval dated 15/04/1445H (corresponding to 30/10/2023G) of United Cooperative Assurance Company's (the “Company” or “UCA”) application to increase its share capital for the purpose of merging Saudi Enaya Cooperative Insurance Company (“Enaya”) into UCA through a securities exchange offer

TADAWUL NEWS & ANNOUNCEMENTS

Highlights
for the Month
of November
2023



07/11/2023

Allied Cooperative Insurance Group

Date	07/11/2023
Name	Allied Cooperative Insurance Group
Defined Period of the financials statement	30/09/2023
Accumulated loss to capital ratio	31.28%



05/11/2023

Salama Cooperative Insurance Co.

Date	05/11/2023
Name	Salama Cooperative Insurance Co.
Defined Period of the financials statement	30/09/2023
Accumulated loss to capital ratio	33.81%



07/11/2023

Saudi Enaya Cooperative Insurance Company









Date	07/11/2023
Name	Saudi Enaya Cooperative Insurance Company
Defined Period of the financials statement	30/09/2023
Accumulated loss to capital ratio	23.12%

TADAWUL NEWS & ANNOUNCEMENTS

Highlights
for the Month
of November
2023



FINANCIAL RESULT FOR THE PERIOD SEPTEMBER 30,2023









Logo	Company	GWP Current Period SR (in millions)	GWP Similar Period for Previous Year SR (in millions)	%Change	Insurance Revenue Current Period SR (in millions)	Insurance Revenue Similar Period for Previous Year SR (in millions)	%Change	Net Profit Before Zakat Current Period SR (in millions)	Net Profit before Zakat Similar Period for Previous Year SR (in millions)	%Change
	Al Alamiya for Cooperative Insurance Co. (LIVA)	407	317	28%	383	230	67%	10	-52	119%
	Al Etihad Cooperative Insurance Co	1,043	915	14%	876	786	11%	34	9	287%
	Al Jazira	287	270	6%	229	150	52%	44	29	51%
	Al Sagr Cooperative Insurance Co.	365	358	2%	365	352	4%	17	-55	130%
	Al-Rajhi Takaful	4,293	2,574	67%	2,963	2,190	35%	223	69	224%
	Allianz Saudi Fransi	794	621	28%	615	533	16%	34	7	392%
	Allied Cooperative Insurance Group	771	574	34%	731	486	50%	9	-36	125%
	Amana Cooperative Insurance Co	117	184	-36%	158	184	-14%	31	-52	161%

TADAWUL NEWS & ANNOUNCEMENTS

Highlights
for the Month
of November
2023



FINANCIAL RESULT FOR THE PERIOD SEPTEMBER 30,2023










Logo	Company	GWP Current Period SR (in millions)	GWP Similar Period for Previous Year SR (in millions)	%Change	Insurance Revenue Current Period SR (in millions)	Insurance Revenue Similar Period for Previous Year SR (in millions)	%Change	Net Profit Before Zakat Current Period SR (in millions)	Net Profit before Zakat Similar Period for Previous Year SR (in millions)	%Change
	Arabia Insurance	793	570	39%	641	386	66%	-11	-7	-56%
	Arabian Shield Cooperative Insurance Co	921	807	14%	826	667	24%	44	0	49670%
	AXA Cooperative Insurance Co.	1,253	1,246	1%	1,169	1,086	8%	129	165	-22%
	Bupa Araba for Cooperative Insurance Co.	13,906	11,400	22%	11,728	9,453	24%	991	794	25%
	Buruj Cooperative Insurance	342	297	15%	267	315	-15%	22	-25	185%
	CHUBB Arabia Cooperative Insurance Co.	231	200	16%	246	221	11%	22	10	118%
	Gulf General Cooperative Insurance	213	304	-30%	235	230	2%	1	-54	102%
	Gulf Union Al Ahlia	500	367	36%	445	380	17%	31	-24	231%

TADAWUL NEWS & ANNOUNCEMENTS

Highlights
for the Month
of November
2023



FINANCIAL RESULT FOR THE PERIOD SEPTEMBER 30,2023

Logo	Company	GWP Current Period SR (in millions)	GWP Similar Period for Previous Year SR (in millions)	%Change	Insurance Revenue Current Period SR (in millions)	Insurance Revenue Similar Period for Previous Year SR (in millions)	%Change	Net Profit Before Zakat Current Period SR (in millions)	Net Profit before Zakat Similar Period for Previous Year SR (in millions)	%Change
	Malath Insurance Cooperative Co.	696	746	-7%	712	721	-1%	36	-43	184%
	Salama Cooperative Insurance Co.	588	582	1%	596	410	46%	46	81	-43%
	Saudi Arabian Cooperative Insurance Co.	855	852	0%	773	655	18%	9	-48	120%
	Saudi Enaya Cooperative Insurance Co	206	173	19%	188	171	10%	21	-14	253%
	Tawuniya Company for Cooperative Insurance	12,973	9,655	34%	11,065	8,148	36%	607	137	344%
	The Mediterranean & Gulf Insurance Co	2,584	2,145	20%	2,532	1,805	40%	146	-184	179%
	United Cooperative Assurance	840	713	18%	758	421	80%	-16	-48	67%
	Walaa Cooperative Insurance Co.	2,466	1,997	23%	2,106	1,873	12%	113	-49	332%
	Wataniya Insurance	1,275	781	63%	939	620	51%	61	-12	621%

UAE STOCK NEWS

Highlights
for the Month
of November
2023



AL SAGR NATIONAL INSURANCE CO.

14/11/2023

Date	14/11/2023
Name	Al Sagr National Insurance Co.
Defined Period of the financials statement	Q3 2023
Accumulated loss to capital ratio	42.28%



AMAN

DUBAI ISLAMIC INSURANCE AND REINSURANCE CO.

14/11/2023

Date	14/11/2023
Name	Dubai Islamic Insurance & Reinsurance Co.
Defined Period of the financials statement	30/09/2023
Accumulated loss to capital ratio	58.89%



HAYAH Insurance Company P.J.S.C

13/11/2023










Date	13/11/2023
Name	HAYAH Insurance Company P.J.S.C
Defined Period of the financials statement	30/09/2023
Accumulated loss to capital ratio	41.00%

UAE STOCK NEWS

Highlights
for the Month
of November
2023



FINANCIAL RESULT FOR THE PERIOD SEPTEMBER 30,2023










Logo	Company	Insurance Revenue Current Period AED (in millions)	Insurance Revenue Similar Period for Previous Year AED (in millions)	%Change	Net Profit Current Period AED (in millions)	Net Profit Similar Period for Previous Year AED (in millions)	%Change
	Abu Dhabi National Insurance Co.	3,334	3,411	-2%	302	260	16%
	Abu Dhabi National Takaful Co.	480	330	46%	57	57	1%
	Al Ain Ahlia Insurance Co.	1,040	853	22%	39	16	152%
	Al Buhaira National Insurance Co.	883	702	26%	-85	19	-553%
	Al Dhafra Insurance	239	239	0%	45	17	173%
	Al Fujairah National Insurance Co.	201	171	18%	-13	-8	-61%
	Al Sagr National Insurance Co.	593	383	55%	3	-51	105%
	Al Wathba National Insurance Co.	221	231	-4%	164	34	379%
	Alliance Insurance	224	207	9%	29	54	-46%

UAE STOCK NEWS

Highlights
for the Month
of November
2023



FINANCIAL RESULT FOR THE PERIOD SEPTEMBER 30,2023









Logo	Company	Insurance Revenue Current Period AED (in millions)	Insurance Revenue Similar Period for Previous Year AED (in millions)	%Change	Net Profit Current Period AED (in millions)	Net Profit Similar Period for Previous Year AED (in millions)	%Change
	Arabian Scandinavian Insurance Co.	98	95	3%	-33	-18	-86%
	Dubai Insurance Co., PSC	1,410	793	78%	128	73	74%
	Dubai National Insurance	343	242	42%	34	35	0%
	Emirates Insurance Co.	862	827	4%	88	49	78%
	HAYAH Insurance Co.	64	49	31%	-3	5	-155%
	Insurance House	185	177	4%	-33	-12	-175%
	National General Insurance	541	464	17%	62	53	18%
	Orient Insurance, PJSC	4,670	3,682	27%	531	435	22%
	Orient UNB Takaful PJSC	464	339	37%	33	23	43%

UAE STOCK NEWS

Highlights
for the Month
of November
2023



FINANCIAL RESULT FOR THE PERIOD SEPTEMBER 30,2023









Logo	Company	Insurance Revenue Current Period AED (in millions)	Insurance Revenue Similar Period for Previous Year AED (in millions)	%Change	Net Profit Current Period AED (in millions)	Net Profit Similar Period for Previous Year AED (in millions)	%Change
	Ras Al Khaima National Insurance Co	342	345	-1%	6	-28	120%
	SALAMA Insurance	824	679	21%	34	23	51%
	Sharjah Insurance Co.	16	17	-4%	15	25	-41%
	Sukoon Insurance	3,357	2,834	18%	186	210	-12%
	Takaful Emarat	155	276	-44%	-61	-10	-494%
	Union Insurance	472	604	-22%	2	31	-93%
	United Fidelity Insurance	408	287	42%	-14	4	-413%
	Watania Takaful	671	579	16%	-7	-27	75%

OMAN STOCK NEWS

Highlights
for the Month
of November
2023



FINANCIAL RESULT FOR THE PERIOD SEPTEMBER 30,2023

Logo	Company	Insurance Revenue Current Period RO (in millions)	Insurance Revenue Similar Period for Previous Year RO (in millions)	%Change	Net Profit Current Period RO (in millions)	Net Profit Similar Period for Previous Year RO (in millions)	%Change
	Arabia Falcon Insurance Company	15	16	-7%	1.09	1.1	-1%
	Al Madina Takaful	26.6	27.5	-3%	1.22	1.17	4%
	Dhofar Insurance	54.4	50.7	7%	3.67	2.32	58%
	Muscat Insurance	1	11	-87%	-0.57	0.48	-219%
	National Life & General Insurance	230	146	57%	0.24	3.86	-94%
	Oman Qatar Insurance Company	46	26	79%	2.56	4.54	-44%
	Oman United Insurance	24	24	2%	1.39	1.57	-12%
	Takaful Oman Insurance	27.6	24.5	13%	0.56	-0.96	158%






*AMAT and TAOI are takaful companies and they have not adopted IFRS 17 yet therefore we have mentioned their gross contribution in Insurance revenue column.

BAHRAIN STOCK NEWS

Highlights
for the Month
of November
2023



FINANCIAL RESULT FOR THE PERIOD SEPTEMBER 30,2023

Logo	Company	Insurance Revenue Current Period BD (in millions)	Insurance Revenue Similar Period for Previous Year BD (in millions)	%Change	Net Profit Current Period BD (in millions)	Net Profit Similar Period for Previous Year BD (in millions)	%Change
	Arab Insurance Group	0.47	1	-53%	3.73	5.9	-37%
	Bahrain Kuwait Insurance Company	80.1	75.04	7%	4.08	4.64	-12%
	Bahrain National Holding Company	32.28	32.95	-2%	1.44	2.33	-38%
	Solidarity Bahrain B.S.C.	7.18	7.34	-2%	1.16	1.11	5%
	Takaful International company B.S.C	18.2	17.77	2%	1.15	1	15%