



# **GCC Insurance Stock Exchange Announcements**

---

**For the Month of August 2023**



## TADAWUL NEWS & ANNOUNCEMENTS

Highlights  
for the Month of  
August 2023



07/08/2023

- Al Alamiya for Cooperative Insurance Co announces the receipt of Saudi Central Bank Approval to market and sell Motor Commercial Insurance Product for Corporate, under the product ID No. F-ALAM-1-C-23-037



Al Sagr Cooperative Insurance Co.

- Authorizing the Board of Directors, or any person authorized by the Board of Directors, to issue any decision or take any action that may be necessary to implement any of the above-mentioned decisions.

31/08/2023

- Disapproval on the proposal submitted by the Gulf Union National Cooperative Insurance Company ("Gulf Union") to merge Al Sagr Cooperative Insurance Company ("Al Sagr") into Gulf Union in accordance with the provisions of Articles (225), (227), (228) and (229) of the Companies Law, through the issuance of 16,124,317 new shares in Gulf Union in exchange for shares of the capital of Al Sagr, and the termination of Al Sagr as a result, in accordance with the relevant statutory requirements and the terms and conditions of the merger agreement and its amendments concluded between Gulf Union and Al Sagr on 30/08/1444H (corresponding to 22/03/2023G) and amended on 01/01/1445H (corresponding to 18/07/2023G) (the "Merger Agreement"), including the following matters related to the merger deal:



Gulf General Cooperative Insurance Co.

23/08/2023

- Gulf General Cooperative Insurance Company announces that it has received, on 23/08/2023 AD, the final approval of the Saudi Central Bank for the Visitor Policy provided to individuals in the Kingdom of Saudi Arabia.



Al Sagr Cooperative Insurance Co.

- The provisions of the Merger Agreement and its amendments concluded between Al Sagr and Gulf Union on 30/08/1444H (corresponding to 22/03/2023G), and amended on 01/01/1445H (corresponding to 18/07/2023G).



Gulf Insurance Group

21/08/2023

- Gulf Insurance Group "GIG" is pleased to announce the receipt of Saudi Central Bank approval on 20/08/2023 to add protection and saving insurance to the company's license. With This addition, the company becomes licensed to engage in the following activities:

- Reinsurance
- General Insurance
- Health Insurance
- Protection and Saving Insurance

GIG expects positive effect on sales volume throughout this activity starting from the fourth quarter 2023 and this will also be reflected positively on the company's financial results for the year 2023.

## TADAWUL NEWS & ANNOUNCEMENTS

Highlights  
for the Month of  
August 2023



06/08/2023

Al Alamiya Cooperative Insurance Co.

Date	06-08-2023
Name	Al Alamiya for Cooperative Insurance Co.
Defined Period of the financials statement	31-03-2023
Accumulated loss to capital ratio	16.82%



13/08/2023

Gulf Union Al Ahlia Cooperative Insurance Co.

Date	13-08-2023
Name	Gulf Union Al Ahlia Cooperative Insurance Co.
Defined Period of the financials statement	30-06-2023
Accumulated loss to capital ratio	13.96%



13/08/2023

Salama Cooperative Insurance Company

Date	13-08-2023
Name	Salama Cooperative Insurance Company
Defined Period of the financials statement	30-06-2023
Accumulated loss to capital ratio	46.48%



15/08/2023

Saudi Arabian Cooperative Insurance Co.

Date	15-08-2023
Name	Saudi Arabian Cooperative Insurance Co.
Defined Period of the financials statement	30-06-2023
Accumulated loss to capital ratio	31.26%



14/08/2023

The Mediterranean and Gulf Insurance and Reinsurance Co.

Date	14-08-2023
Name	The Mediterranean and Gulf Insurance and Reinsurance Co.
Defined Period of the financials statement	31-03-2023
Accumulated loss to capital ratio	34.10%











## TADAWUL NEWS & ANNOUNCEMENTS

Highlights  
for the Month of  
August 2023



### Financial Result for the Period Ending June 30, 2023

SAR in Millions

Logo	Company	GWP Current Period	GWP Similar Period for Previous Year	%Change	Insurance Revenue Current Period	Insurance Revenue Similar Period for Previous Year	%Change	Net Profit Before Zakat Current Period	Net Profit before Zakat Similar Period or Previous Year	%Change
	Al Alamiya Cooperative Insurance Co.	162	73	123%	269	139	93%	5	(34)	116%
	Al Etihad Cooperative Insurance Co.	238	301	(21%)	550	495	11%	25	(29)	186%
	Alinma Tokio Marine	118	110	7%	164	157	5%	21	12	74%
	Aljazira Takaful	75	64	17%	142	88	61%	27	19	41%
	Allied Cooperative Insurance Group	287	178	61%	474	310	53%	4	(43)	109%
	Allianz Saudi Fransi	264	210	26%	392	352	11%	27	(6)	525%
	Al-Rajhi Takaful	1,208	790	53%	1,806	1,417	27%	138	13	973%
	Al Sagr Cooperative Insurance Co.	114	113	1%	236	233	1%	17	(61)	127%
	Amana Cooperative Insurance Co.	34	77	(55%)	114	149	(24%)	22	(21)	203%
	Arabia Insurance	310	217	43%	421	232	82%	(8)	3	(366%)











## TADAWUL NEWS & ANNOUNCEMENTS

Highlights  
for the Month of  
August 2023



### Financial Result for the Period Ending June 30, 2023

SAR in Millions

Logo	Company	GWP Current Period	GWP Similar Period for Previous Year	%Change	Insurance Revenue Current Period	Insurance Revenue Similar Period for Previous Year	%Change	Net Profit Before Zakat Current Period	Net Profit before Zakat Similar Period or Previous Year	%Change
	Arabian Shield Cooperative Insurance Co.	459	380	21%	535	429	25%	24	(3)	832%
	AXA Cooperative Insurance Co.	544	539	1%	779	710	10%	113	168	(33%)
	Bupa Araba for Cooperative Insurance Co.	5,409	4,222	28%	7,635	6,091	25%	662	378	75%
	Buruj Cooperative Insurance	140	145	(4%)	169	190	(11%)	(18)	(54)	133%
	CHUBB Arabia Cooperative Insurance Co.	107	88	22%	162	145	12%	12	8	61%
	Gulf General Cooperative Insurance	99	148	(33%)	165	149	11%	(1)	(24)	95%
	Gulf Union Al Ahlia	159	135	18%	277	260	7%	22	(23)	194%
	Malath Insurance Cooperative Co.	323	286	13%	485	481	1%	57	(49)	216%
	Salama Cooperative Insurance Co.	166	147	13%	405	254	59%	32	(74)	143%
	Saudi Arabian Cooperative Insurance Co.	465	425	9%	519	420	24%	8	(41)	121%








## TADAWUL NEWS & ANNOUNCEMENTS

Highlights  
for the Month of  
August 2023



### Financial Result for the Period Ending June 30, 2023

SAR in Millions

Logo	Company	GWP Current Period	GWP Similar Period for Previous Year	%Change	Insurance Revenue Current Period	Insurance Revenue Similar Period for Previous Year	%Change	Net Profit Before Zakat Current Period	Net Profit before Zakat Similar Period or Previous Year	%Change
	Saudi Enaya Cooperative Insurance Co.	72	54	32%	116	109	6%	10	(8)	225%
	Saudi Re	1,071	599	79%	287	302	(5%)	82	35	135%
	Tawuniya Company for Cooperative Insurance	5,161	3,509	47%	7,105	5,201	37%	377	96	292%
	The Mediterranean & Gulf Insurance Co.	1,603	1,231	30%	1,653	1,177	41%	102	(79)	229%
	United Cooperative Assurance	409.08	308.47	33%	196.65	105.26	87%	(9.88)	(19.59)	50%
	Walaa Cooperative Insurance Co.	467	394	18%	1,365	1,222	12%	68	(61)	211%
	Wataniya Insurance	511	268	91%	571	415	38%	24	(24)	200%











## UAE STOCK NEWS

Highlights  
for the Month of  
August 2023



### Financial Result for the Period Ending June 30, 2023

AED in Millions

Logo	Company	Insurance Revenue Current Period	Insurance Revenue Similar Period for Previous Year	%Change	Net Profit Before Zakat Current Period	Net Profit before Zakat Similar Period for Previous Year	%Change
	Abu Dhabi National Insurance Co.	2,138	2,239	(5%)	204	177	15%
	Abu Dhabi National Takaful Co.	289	228	27%	30	42	(30%)
	Al Ain Ahlia Insurance Co.	690	576	20%	18	24	(24%)
	Al Buhaira National Insurance Co.	567	461	23%	(36)	26	(236%)
	Al Dhafra Insurance Co.	162	152	6%	40	10	279%
	Al Fujairah National Insurance Co.	122	114	8%	(14)	(1)	(1644%)
	Alliance Insurance	149	131	14%	25	30	(19%)
	Al Sagr National Insurance Co.	370	246	51%	7	(45)	115%
	Arabian Scandinavian Insurance Co.	66	63	5%	(23)	(6)	(320%)
	Al Wathba National Insurance Co.	150	157	(4%)	18	30	(40%)











## UAE STOCK NEWS

Highlights  
for the Month of  
August 2023



### Financial Result for the Period Ending June 30, 2023

AED in Millions

Logo	Company	Insurance Revenue Current Period	Insurance Revenue Similar Period for Previous Year	%Change	Net Profit Before Zakat Current Period	Net Profit before Zakat Similar Period for Previous Year	%Change
	Dubai Insurance Co., PSC	863	512	69%	82	45	80%
	Dubai National Insurance	230	155	48%	28	33	(16%)
	Emirates Insurance Co.	564	553	2%	60	34	75%
	HAYAH Insurance Co.	43	31	39%	(5)	5	(183%)
	Insurance House	128	113	14%	(27)	(5)	(414%)
	National General Insurance	346	308	12%	23	30	(24%)
	Orient Insurance, PJSC	2,976	2,370	26%	393	323	22%
	Orient UNB Takaful PJSC	289	211	37%	21	9	121%
	Ras Al Khaima National Insurance Co.	224	236	(5%)	0	(17)	101%
	SALAMA Insurance	544	425	28%	21	21	1%









## UAE STOCK NEWS

Highlights  
for the Month of  
August 2023



### Financial Result for the Period Ending June 30, 2023

AED in Millions









Logo	Company	Insurance Revenue Current Period	Insurance Revenue Similar Period for Previous Year	%Change	Net Profit Before Zakat Current Period	Net Profit before Zakat Similar Period for Previous Year	%Change
	Sharjah Insurance Co.	10	11	(4%)	9	16	(45%)
	Sukoon Insurance	2,189	1,807	21%	122	141	(13%)
	Takaful Emarat	103	201	(49%)	(1)	(8)	90%
	Union Insurance	320	394	(19%)	13	18	(23%)
	United Fidelity Insurance	257	186	38%	(11)	4	(412%)
	Watania Takaful	457	325	41%	(4)	(4)	9%

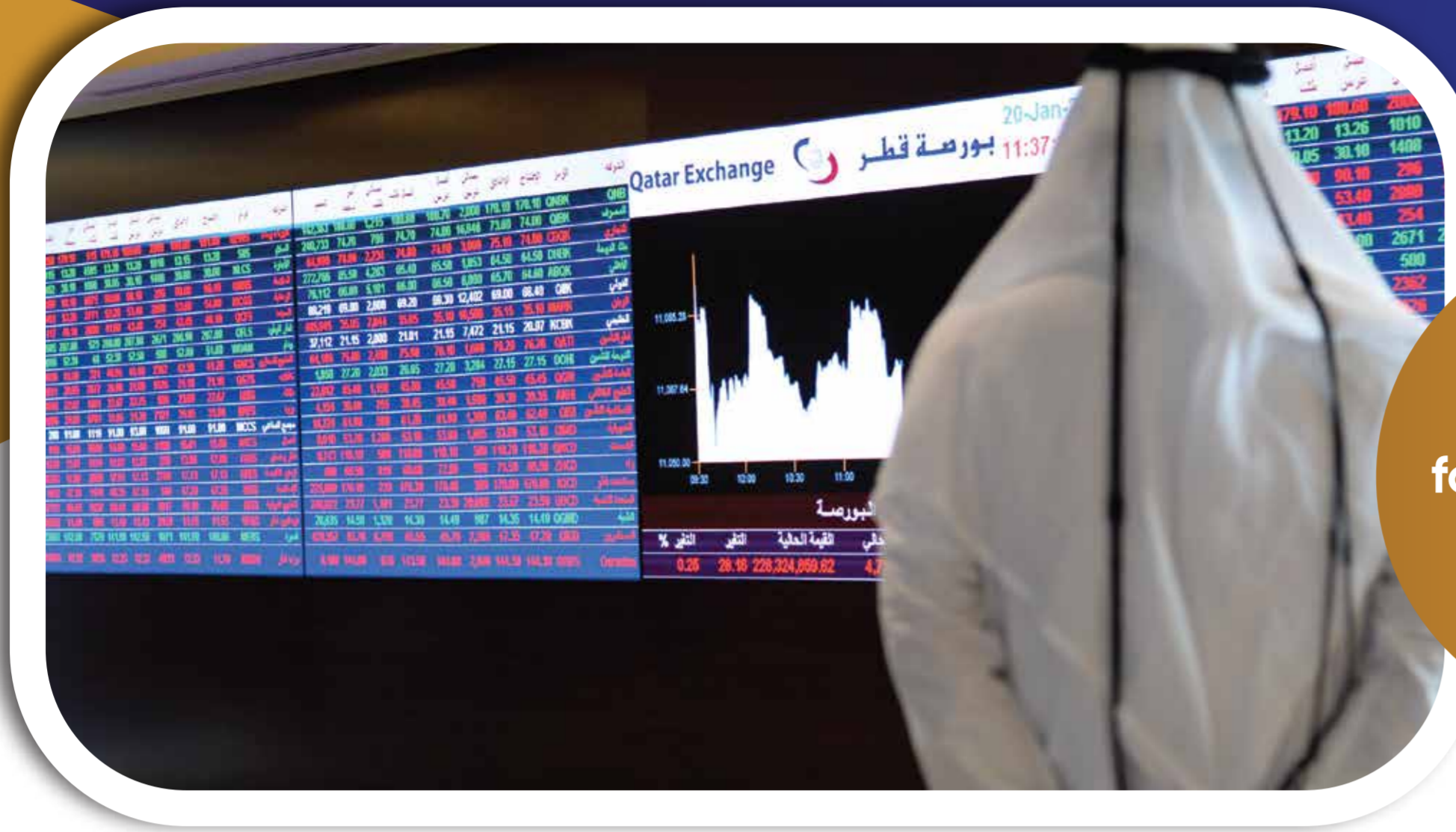
## OMAN NEWS & ANNOUNCEMENTS

Highlights  
for the Month of  
August 2023

### Financial Result for the Period Ending June 30, 2023

OMR in Millions

Logo	Company	Insurance Revenue Current Period	Insurance Revenue Similar Period for Previous Year	%Change	Net Profit Before Zakat Current Period	Net Profit before Zakat Similar Period for Previous Year	%Change
 المدينة تكافل Al Madina Takaful	Al Madina Takaful	18	18	3%	0.83	0.81	3%
 العربية Arabia Falcon Insurance Company	Arabia Falcon Insurance Company	15	13	14%	0.31	0.46	(33%)
 شركة ظفار للتأمين ش.م.ع.ع. DHOFAR INSURANCE COMPANY (S.A.O.G)	Dhofar Insurance	45	39	17%	2.61	2.40	9%
 مسقط للتأمين mic	Muscat Insurance	14	10	37%	0.44	0.45	(198%)
 الوطنية للتأمين على الحياة والعام NATIONAL LIFE & GENERAL INSURANCE Omninvest Group مجموعة أومينفست	National Life & General Insurance	182	95	92%	1.86	3.67	(151%)
 QIC الشركة العمانية القطرية للتأمين ش.م.ع.ع. Oman Qatar Insurance Company SAOG	Oman Qatar Insurance Company	36	19	89%	1.29	2.10	(38%)
 OMAN UNITED INSURANCE CO SAOG Shelter under our umbrella	Oman United Insurance	18	18	(3%)	0.95	1.04	(8%)
 تكافل عمان TAKAFUL OMAN	Takaful Oman Insurance	19	18	6%	0.37	0.16	332%










Highlights  
for the Month of  
August 2023

## QATAR

### NEWS & ANNOUNCEMENTS

#### Financial Result for the Period Ending June 30, 2023

QR in Millions

Logo	Company	Insurance Revenue Current Period	Insurance Revenue Similar Period for Previous Year	%Change	Net Profit Before Zakat Current Period	Net Profit before Zakat Similar Period for Previous Year	%Change
	Al Khaleej Takaful Insurance	113	97	15%	42	28	49%
	Damaan Islamic Insurance Co.	194	215	(9.8%)	41	45	(10%)
	Doha Insurance Group	652	590	11%	81	67	21%
	Qatar General Insurance & Reinsurance	395	365	8%	33	46	(28%)
	Qatar Insurance Group	3,049	3,797	(20%)	325	116	181%
	Qatar Islamic Insurance	169	152	11%	63	93	(32%)
	QLM Life & Medical Insurance Company	527	580	(9%)	47	35	32%

\* Damaan Islamic Insurance company "BEEMA" have published their numbers in accordance to IFRS 4 standards therefore we have used their Gross Contribution amount.